



Feb.
27-28
2023

City-Tech for a sustainable future

Creating with startups through open innovation:
from Tokyo to the world

Business Matching(Jublia) User Guide

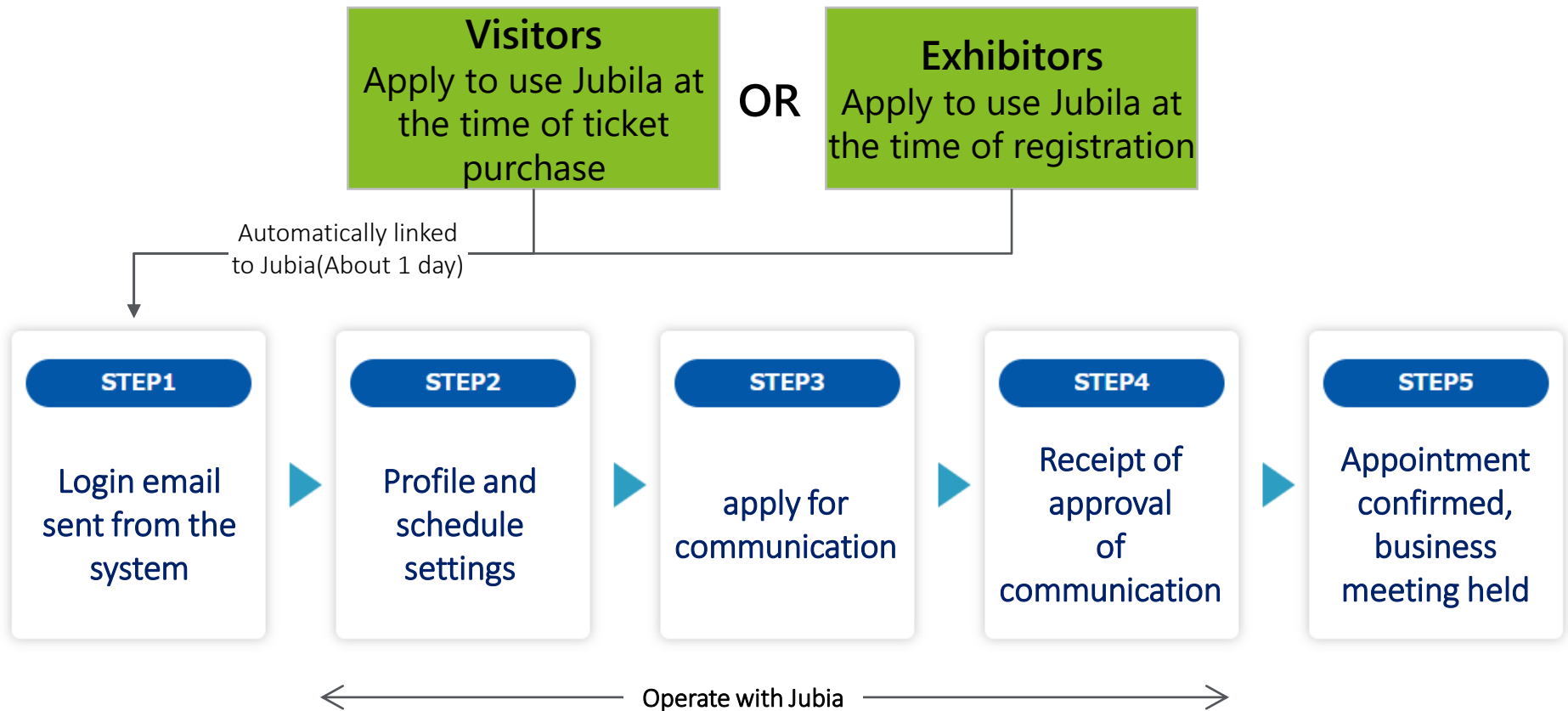
■ Purpose of this material

- ✓ This document is a compilation of explanations focusing on points for business matching meeting setting up (Jublia).
- ✓ For the basic operation of Jublia, please refer to the manual in the first page after login.

Available to those who applied to use Jublia at the time of ticket purchase or exhibitor registration. There is a time lag of about one day until you get the login email

Flow from acceptance of use (=application) to confirmation of appointment

*Partly extracted from the Jublia website



There are two methods to log in to Jublia: Log in from your login email and Log in from the common login page

Log in methods to Jublia

■ Log in through the login email sent to the user

City-Tech.Tokyo Feb. 27-28 2023 City-Tech for a sustainable future
Creating with startups through open innovation from Tokyo to the world

City-Tech.Tokyoで有意義なビジネスマッチングをお楽しみください。
Plan your event journey at City-Tech.Tokyo

Dear [redacted] 様

City-Tech.Tokyoは、あなたの興味・関心に合う参加者とのビジネスマッチングが可能となるビジネスマッチングツールで、より良いイベント体験を提供します。
City-Tech.Tokyo presents an exclusive Engagement Hub for you to build your network and knowledge base and explore the latest industry trends and innovation.

下記よりログインいただけます:
Access the Engagement Hub by clicking below:

ログインする
Get to your Account

パスワード:
Here's your passcode:
[redacted]

Log in from here
※ID, PW入力不要

Pw is indicated

■ Log in from the common login page [CityTech \(jublia.com\)](https://jublia.com)

City-Tech.Tokyo Feb. 27-28 2023 City-Tech for a sustainable future
Creating with startups through open innovation from Tokyo to the world

City-Tech.Tokyo
27 Feb 23 - 28 Feb 23 (UTC+9)
Tokyo International Forum, 5-1 Marunouchi 3-Chome, Chiyoda-Ku, Tokyo

Explore

How to use Jublia

Jubliaの使い方

In order to promote open innovation starting from this event, business meetings will be held with high-level people (decision makers) from Japanese companies and startups from Japan and abroad to provide matching opportunities.

FAQs

Login


ID (the email used apply to use Jublia)
PW given in the login email

【Attention】

- Depending on the time of your application, there may be a time lag up to one day from the time you apply for Jublia till you receive the login email.
- There are cases where the login email is sent as spam box. Make sure that you are able to receive emails from jublia@event-office.jp

The first page after login. You can search for business partners and change profile settings. For other basic operation methods of Jublia, please check the buttons in the center of the page

First page after login



Search for business matching partners here (P.XX~P.XX)

City-Tech.Tokyo

🕒 27 Feb 23 - 28 Feb 23 (UTC+9)

📍 Tokyo International Forum, 5-1 Marunouchi 3-Chome



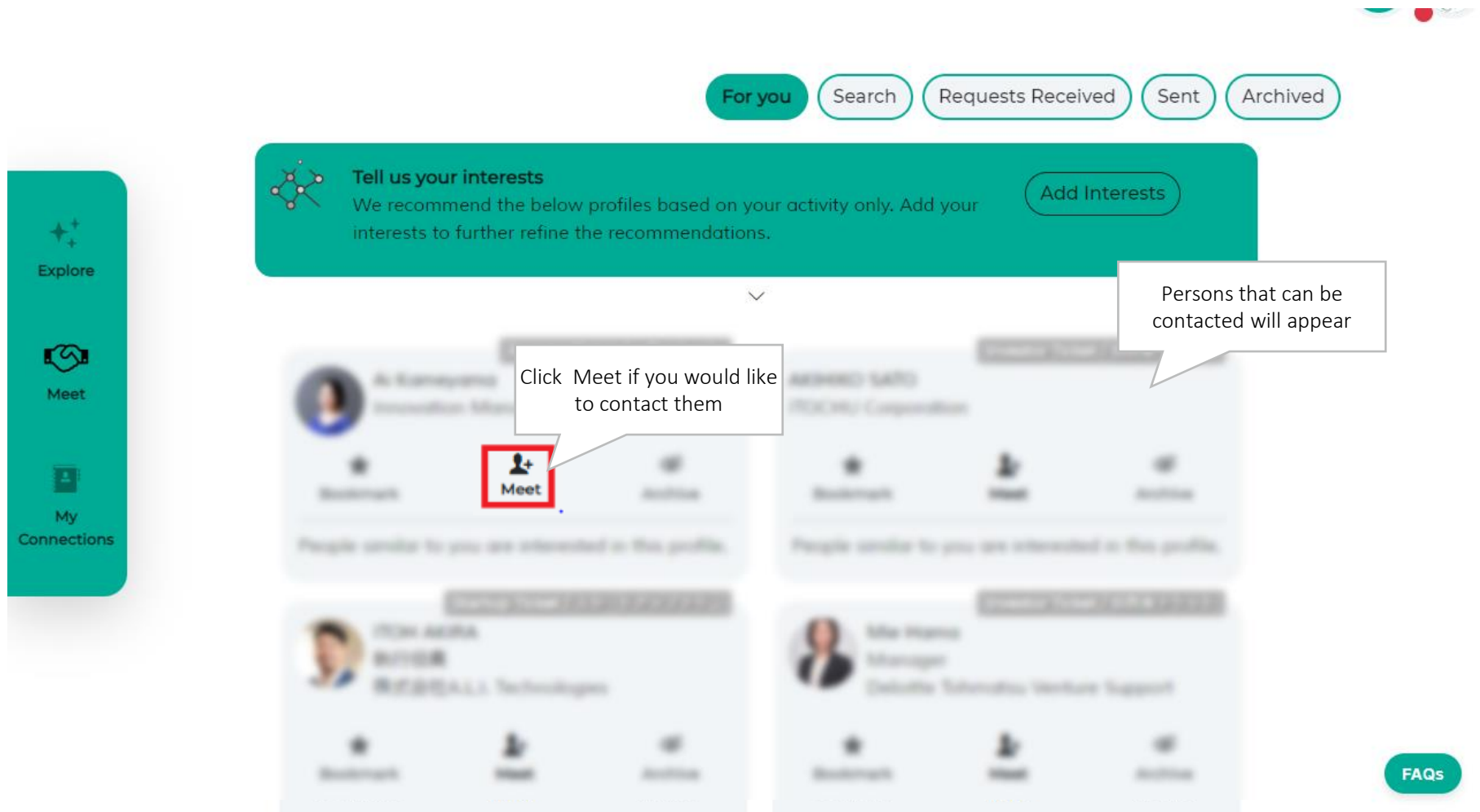
Basic explanations about Jublia are available in En/JP

In order to promote open innovation starting from this event, business meetings will be held with high-level people (decision makers) from Japanese companies and startups from Japan and abroad to provide matching opportunities.

FAQs

Business matching partners search page. Check the profile of the registered event participants, and if you want to contact them, click Meet and apply for communication

Business matching partners search page



There are two ways to apply for communication. Please use them according to your will. After applying, if the receiver approves, official communication will start

Communication method page

If you wish to conduct business negotiations at the event, please click here.
*Online ticket holders will not see any options.

If you would like to receive a message first, please click here.

Fill in or select items as necessary.

To: [Redacted]

How would you like to meet?

- Meet in person at the onsite event.
- No meeting. Connect only over Messages chat.

Please include a personal note on why do you want to meet them (/400)

Enter personal note here

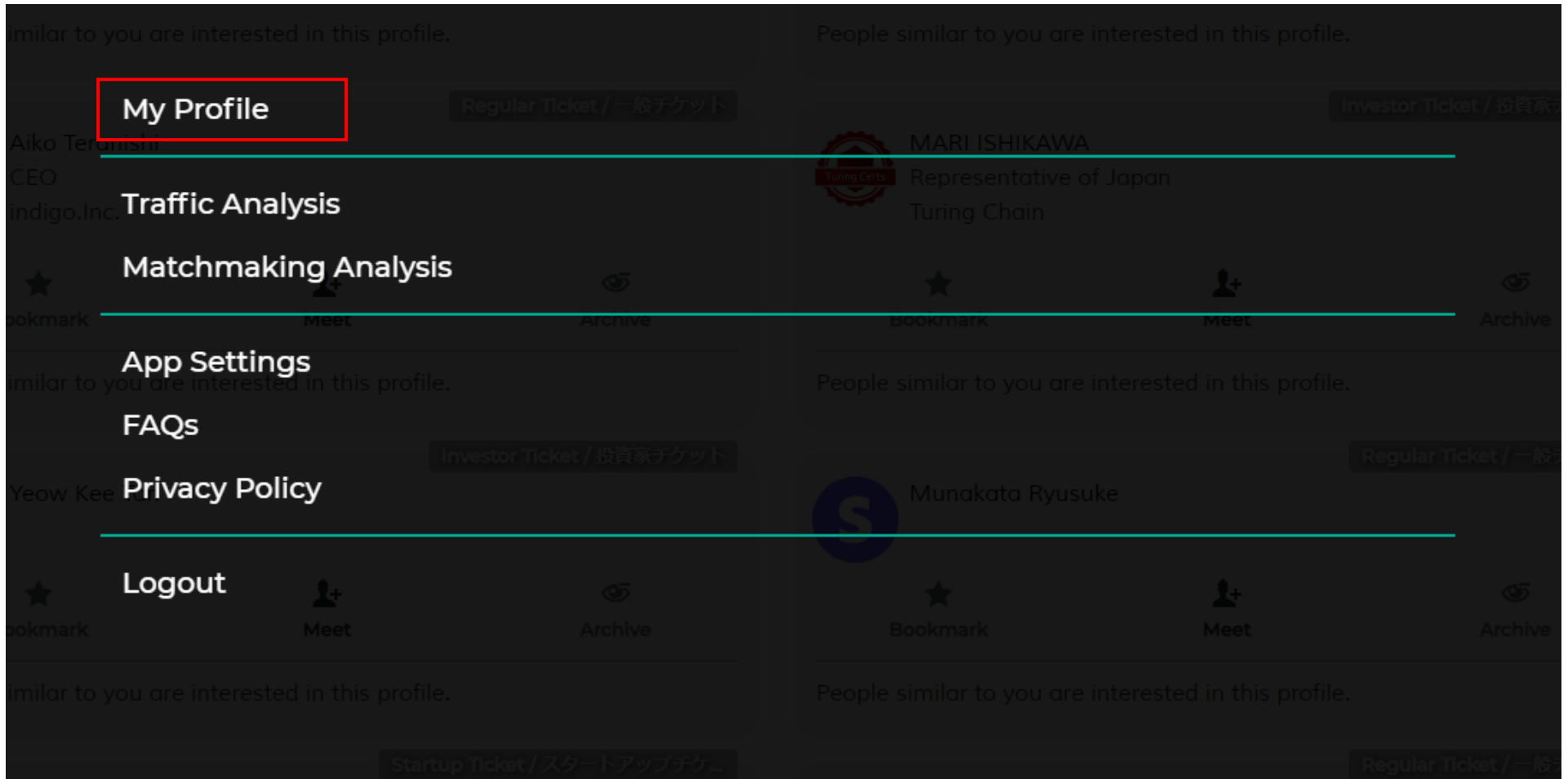
Select your interests in meeting them

+ Country of residence / 国籍

Send meeting request

Click 'My Profile' to go to the profile settings page

オプション設定画面



Please update information on the profile setting page

More information will increase the probability of getting more business meetings

Profile setting page

The image shows a profile setting page with several callouts explaining features:

- Profile Picture:** A callout points to a profile picture placeholder (a line drawing of a face) with the text "You can change your profile picture". Below the image is the text "120px*120px (1MB max)" and a red "Upload Image" button.
- Profile Information:** A callout points to a greyed-out text field with an "Edit" button, with the text "You can add your name, company name, and job title."
- Self-Introduction and PDFs:** A callout points to a section containing an "Edit" button, an "Upload PDF" button, and a globe icon, with the text "You can add self-introduction. You can also add reference websites and attach PDFs."

The page also displays the following information:

- Country of residence / 国籍:** Japan
- City / 都市:** 東京
- Participant Attributes / 参加者属性:** Innovation related company / イノベーション関連事業者

For inquiries regarding this document and business matching meetings, please contact below. Please note that it may take some time to reply

Inquiries about this manual

**City-Tech.Tokyo Business Matching Office
(PiC : Tsukahara, Nagaishi)**

Email : tokyo-globalevent@tohmatu.co.jp

Opening hours* : 10:00~17:00

(*except Saturdays, Sundays & Holidays)